



Municipalidad de  
Coronel Suarez

# R.A.F.A.M. ESTADO DE EJECUCION DEL PRESUPUESTO DE GASTOS (POR OBJETO)

Hoja: 1 de 3  
02/10/2023 13:12

Del 02/01/2023 al 30/09/2023

Ejercicio 2023

| Objeto del Gasto  | Crédito Aprobado        | Modificaciones        | Crédito Vigente          | Preventivo           | Compromiso              | Devengado               | Pagado                  | Crédito Disponible      | Crédito Vig. - Devengado | Devengado no pagado   |
|---|-------------------------|-----------------------|--------------------------|----------------------|-------------------------|-------------------------|-------------------------|-------------------------|--------------------------|-----------------------|
| <b>1.0.0.0 - Gastos en personal</b>                         |                         |                       |                          |                      |                         |                         |                         |                         |                          |                       |
| 1.1.0.0 - Personal permanente                               | 4.803.561,673,32        | 6.277.640,27          | 4.809.839,313,59         | 0,00                 | 3.640.486.896,76        | 3.640.486.896,76        | 3.577.047.202,25        | 1.169.352.416,83        | 1.169.352.416,83         | 63.439.694,51         |
| 1.2.0.0 - Personal temporario                               | 278.440,182,222         | 0,00                  | 278.440,182,222          | 0,00                 | 316.904.161,21          | 316.904.161,21          | 310.682.127,34          | -38.463.978,99          | -38.463.978,99           | 6.222.033,87          |
| 1.3.0.0 - Servicios extraordinarios                         | 176.200,628,62          | 0,00                  | 176.200,628,62           | 0,00                 | 197.322.919,14          | 197.322.919,14          | 196.970.361,18          | -21.122.290,52          | -21.122.290,52           | 352.557,96            |
| 1.4.0.0 - Asignaciones familiares                           | 64.867,957,58           | 0,00                  | 64.867,957,58            | 0,00                 | 77.147.745,00           | 77.147.745,00           | 77.147.745,00           | -12.279.787,42          | -12.279.787,42           | 0,00                  |
| 1.5.0.0 - Asistencia social al personal                     | 0,00                    | 0,00                  | 0,00                     | 0,00                 | 15.875.063,80           | 15.875.063,80           | 15.875.063,80           | -15.875.063,80          | -15.875.063,80           | 0,00                  |
| <b>Total Gastos en personal</b>                             | <b>5.333.070.441,74</b> | <b>6.277.640,27</b>   | <b>5.3329.348.082,01</b> | <b>0,00</b>          | <b>4.247.736.785,91</b> | <b>4.247.736.785,91</b> | <b>4.177.722.499,57</b> | <b>1.081.611.296,10</b> | <b>1.081.611.296,10</b>  | <b>70.014.286,54</b>  |
| <b>2.0.0.0 - Bienes de consumo</b>                          |                         |                       |                          |                      |                         |                         |                         |                         |                          |                       |
| 2.1.0.0 - Productos alimenticios agropecuarios y forestales | 56.381.895,00           | 62.758.018,66         | 119.139.913,66           | 1.880.827,73         | 110.364.566,11          | 72.611.121,53           | 58.893.106,20           | 6.894.519,82            | 46.528.792,13            | 13.718.015,33         |
| 2.2.0.0 - Textiles y vestuario                              | 42.816.645,00           | 29.025.493,53         | 71.842.138,53            | 48.152,96            | 62.448.783,64           | 61.592.858,66           | 57.722.252,82           | 9.345.201,93            | 10.249.279,87            | 3.870.605,84          |
| 2.3.0.0 - Productos de papel, cartón e impresos             | 28.255.564,47           | 6.438.473,47          | 34.694.037,94            | 201.544,00           | 37.434.556,14           | 35.991.479,29           | 34.509.140,11           | -2.942.062,20           | -1.237.441,35            | 1.422.339,18          |
| 2.4.0.0 - Productos de cuero y caucho                       | 68.544.990,00           | 3.071.850,55          | 71.616.840,55            | 5.447.760,00         | 67.113.328,10           | 64.403.744,25           | 63.196.966,16           | -944.247,55             | 7.213.096,30             | 1.206.778,09          |
| 2.5.0.0 - Productos químicos, combustibles y lubricantes    | 483.116.494,64          | -12.693.641,22        | 470.422.853,42           | 47.632.334,12        | 494.059.310,28          | 407.617.857,81          | 345.257.830,87          | -71.268.790,98          | 62.804.995,61            | 62.360.026,94         |
| 2.6.0.0 - Productos de minerales no metálicos               | 41.022.605,00           | -134.053,42           | 40.888.551,58            | 4.344.646,50         | 20.053.740,65           | 17.572.652,95           | 15.347.046,58           | 16.490.164,43           | 23.315.898,63            | 2.225.606,37          |
| 2.7.0.0 - productos metálicos                               | 43.117.969,05           | 23.369.303,30         | 66.487.272,35            | 6.552.031,02         | 75.402.024,87           | 71.529.519,73           | 66.924.967,18           | -15.466.783,54          | -5.042.247,38            | 4.604.552,55          |
| 2.8.0.0 - Minerales   | 1.153.200,00            | 6.193.880,70          | 7.347.080,70             | 5.625,00             | 11.202.229,22           | 11.202.229,22           | 10.156.722,42           | -3.860.773,52           | -3.855.148,52            | 1.045.506,80          |
| 2.9.0.0 - Otros bienes de consumo                           | 240.308.875,46          | 74.998.912,99         | 315.307.788,45           | 15.388.125,91        | 351.768.861,80          | 300.318.832,65          | 255.328.445,26          | -51.849.199,26          | 14.988.955,80            | 44.990.387,39         |
| <b>Total Bienes de consumo</b>                              | <b>1.004.718.238,62</b> | <b>193.028.238,56</b> | <b>1.197.746.477,18</b>  | <b>81.501.047,24</b> | <b>1.229.847.400,81</b> | <b>1.042.780.296,09</b> | <b>907.356.477,60</b>   | <b>-113.601.970,87</b>  | <b>154.966.181,09</b>    | <b>135.443.818,49</b> |
| <b>3.0.0.0 - Servicios no personales</b>                    |                         |                       |                          |                      |                         |                         |                         |                         |                          |                       |
| 3.1.0.0 - Servicios básicos                                 | 138.118.576,25          | -907.205,23           | 137.211.371,02           | 170.057,89           | 157.076.332,54          | 156.383.421,02          | 114.764.709,00          | -20.035.019,41          | -19.172.050,00           | 41.618.712,02         |
| 3.2.0.0 - Alquileres y derechos                             | 133.310.500,00          | 4.254.363,27          | 137.564.863,27           | 444.250,00           | 149.215.563,58          | 145.683.483,49          | 145.368.446,60          | -12.094.950,31          | -8.118.620,22            | 315.036,89            |
| 3.3.0.0 - Mantenimiento, reparacion y limpieza              | 173.999.132,90          | 7.426.649,23          | 181.425.782,13           | 9.645.714,00         | 161.236.171,53          | 142.168.708,13          | 122.260.949,09          | 10.543.896,60           | 39.257.074,00            | 19.907.759,04         |
| 3.4.0.0 - Servicios técnicos y profesionales                | 41.667.945,73           | 81.641.457,61         | 123.309.403,34           | 509.310,46           | 133.175.351,17          | 117.958.576,82          | 110.020.728,11          | -10.375.288,29          | 5.330.826,52             | 7.937.848,71          |
| 3.5.0.0 - Servicios comerciales y financieros               | 57.507.023,76           | 16.971.007,00         | 74.478.030,76            | 4.112.571,02         | 84.663.149,96           | 72.719.779,03           | 58.154.750,66           | -14.297.690,22          | 1.758.251,73             | 14.565.028,37         |
| 3.6.0.0 - Publicidad y propaganda                           | 6.199.000,00            | 1.528.000,00          | 7.727.000,00             | 0,00                 | 10.112.355,28           | 7.897.474,78            | 6.230.484,04            | -2.385.355,28           | -170.474,78              | 1.666.990,74          |
| 3.7.0.0 - Pasajes y viáticos                                | 22.937.677,00           | 34.972.787,69         | 57.910.464,69            | 0,00                 | 63.995.609,59           | 63.995.609,59           | 63.995.609,59           | -6.085.144,90           | -6.085.144,90            | 0,00                  |



Municipalidad de  
Coronel Suarez

R.A.F.A.M.

Hoja: 2 de 3

## ESTADO DE EJECUCION DEL PRESUPUESTO DE GASTOS

02/10/2023 13:12

(POR OBJETO)

Del 02/01/2023 al 30/09/2023

Ejercicio 2023

| Objeto del Gasto   | Crédito Aprobado      | Modificaciones          | Crédito Vigente         | Preventivo           | Compromiso              | Devengado               | Pagado                  | Crédito Disponible    | Crédito Vig. - Devengado | Devengado no pagado  |
|--|-----------------------|-------------------------|-------------------------|----------------------|-------------------------|-------------------------|-------------------------|-----------------------|--------------------------|----------------------|
| 3.8.0.0 - Impuestos, derechos y tasas  | 23.037.760,87         | -2.845.718,01           | 20.192.042,86           | 0,00                 | 11.912.170,69           | 11.180.217,49           | 11.122.480,49           | 8.279.872,17          | 9.011.825,37             | 57.737,00            |
| 3.9.0.0 - Otros servicios  | 43.688.451,00         | 108.002.184,73          | 151.690.635,73          | 70.000,00            | 109.125.172,83          | 85.624.996,32           | 81.154.472,81           | 42.495.462,90         | 66.065.639,41            | 4.470.523,51         |
| <b>Total Servicios no personales</b>   | <b>640.466.067,51</b> | <b>251.043.526,29</b>   | <b>891.509.593,80</b>   | <b>14.951.903,37</b> | <b>880.511.877,17</b>   | <b>803.612.266,67</b>   | <b>713.072.630,39</b>   | <b>-3.954.186,74</b>  | <b>87.897.327,13</b>     | <b>90.539.636,28</b> |
| <b>4.0.0.0 - Bienes de uso</b>   |                       |                         |                         |                      |                         |                         |                         |                       |                          |                      |
| 4.1.0.0 - Bienes preexistentes   | 14.000.000,00         | -3.828.600,00           | 10.172.000,00           | 0,00                 | 0,00                    | 0,00                    | 0,00                    | 10.172.000,00         | 10.172.000,00            | 0,00                 |
| 4.2.0.0 - Construcciones   | 48.452.747,56         | 1.199.043.170,94        | 1.247.495.918,50        | 0,00                 | 1.133.413.949,03        | 1.129.501.482,58        | 1.129.501.482,58        | 114.081.969,47        | 117.994.435,92           | 0,00                 |
| 4.3.0.0 - Maquinaria y equipo  | 182.996.521,77        | 92.509.511,03           | 275.506.032,80          | 37.362.881,06        | 216.244.861,50          | 180.331.203,13          | 168.544.012,29          | 21.898.290,24         | 95.174.829,67            | 11.787.190,84        |
| 4.4.0.0 - Equipo de seguridad  | 0,00                  | 16.585.453,46           | 16.585.453,46           | 9.394.301,00         | 0,00                    | 0,00                    | 0,00                    | 7.191.152,46          | 16.585.453,46            | 0,00                 |
| 4.6.0.0 - Obras de arte  | 286.000,00            | -66.000,00              | 220.000,00              | 0,00                 | 0,00                    | 0,00                    | 0,00                    | 220.000,00            | 220.000,00               | 0,00                 |
| 4.8.0.0 - Activos intangibles  | 0,00                  | 0,00                    | 0,00                    | 0,00                 | 0,00                    | 0,00                    | 0,00                    | 0,00                  | 0,00                     | 0,00                 |
| <b>Total Bienes de uso</b>   | <b>245.735.269,33</b> | <b>1.304.244.135,43</b> | <b>1.549.979.404,76</b> | <b>46.757.182,06</b> | <b>1.349.658.810,53</b> | <b>1.309.832.685,71</b> | <b>1.298.045.494,87</b> | <b>153.563.412,17</b> | <b>240.146.719,05</b>    | <b>11.787.190,84</b> |
| <b>5.0.0.0 - Transferencias</b>  |                       |                         |                         |                      |                         |                         |                         |                       |                          |                      |
| 5.1.0.0 - Transferencias al sector privado para financiar gastos corrientes  | 175.395.100,00        | 109.658.331,95          | 285.053.431,95          | 4.231.820,00         | 254.807.557,67          | 209.099.215,20          | 202.019.380,70          | 26.014.054,28         | 75.954.216,75            | 7.079.834,50         |
| 5.2.0.0 - Transferencias al sector privado para financiar gastos de capital  | 12.100.000,00         | 462.341.014,46          | 474.441.014,46          | 0,00                 | 286.402.345,00          | 286.402.344,97          | 286.402.344,97          | 188.038.669,46        | 188.038.669,49           | 0,00                 |
| 5.3.0.0 - Transferencias al Sector Público Nacional, al Sector Público Provincial y al Sector Público Municipal para financiar gastos corrientes | 3.850.000,00          | 23.109.327,91           | 26.959.327,91           | 0,00                 | 24.250.158,64           | 24.250.158,64           | 21.950.158,63           | 2.709.169,27          | 2.709.169,27             | 2.300.000,01         |
| <b>Total Transferencias</b>  | <b>191.345.100,00</b> | <b>595.108.674,32</b>   | <b>786.453.774,32</b>   | <b>4.231.820,00</b>  | <b>565.460.061,31</b>   | <b>519.751.718,81</b>   | <b>510.371.894,30</b>   | <b>216.761.893,01</b> | <b>266.702.055,51</b>    | <b>9.379.834,51</b>  |
| <b>6.0.0.0 - Activos financieros</b>   |                       |                         |                         |                      |                         |                         |                         |                       |                          |                      |
| 6.2.0.0 - Préstamos a corto plazo  | 0,00                  | 727.715,89              | 727.715,89              | 0,00                 | 0,00                    | 0,00                    | 0,00                    | 727.715,89            | 727.715,89               | 0,00                 |
| 6.3.0.0 - Préstamos a largo plazo  | 70.000.000,00         | 8.828.672,62            | 78.828.672,62           | 0,00                 | 65.929.915,61           | 65.675.212,80           | 65.501.962,80           | 12.898.757,01         | 13.153.459,82            | 173.250,00           |
| <b>Total Activos financieros</b>   | <b>70.000.000,00</b>  | <b>9.556.388,51</b>     | <b>79.556.388,51</b>    | <b>0,00</b>          | <b>65.929.915,61</b>    | <b>65.675.212,80</b>    | <b>65.501.962,80</b>    | <b>13.626.472,90</b>  | <b>13.881.175,71</b>     | <b>173.250,00</b>    |
| <b>7.0.0.0 - Servicio de la deuda y disminución de otros pasivos</b>   |                       |                         |                         |                      |                         |                         |                         |                       |                          |                      |
| 7.1.0.0 - Servicio de la deuda interna   | 4.933.600,00          | 150.000,00              | 5.083.600,00            | 0,00                 | 303.247,50              | 303.247,50              | 303.247,50              | 4.780.352,50          | 4.780.352,50             | 0,00                 |



Municipalidad de  
Coronel Suárez

R.A.F.A.M.

Hoja: 3 de 3

# ESTADO DE EJECUCION DEL PRESUPUESTO DE GASTOS


(POR OBJETO)


02/10/2023 13:12

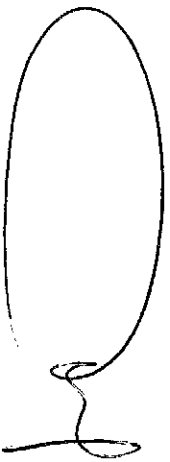
Del 02/01/2023 al 30/09/2023

Ejercicio 2023

| Objeto del Gasto   | Crédito Aprobado        | Modificaciones          | Crédito Vigente         | Preventivo            | Compromiso              | Devengado               | Pagado                  | Crédito Disponible      | Crédito Vig. - Devengado | Devengado no pagado   |
|--|-------------------------|-------------------------|-------------------------|-----------------------|-------------------------|-------------------------|-------------------------|-------------------------|--------------------------|-----------------------|
| 7.6.0.0 - Disminución de cuentas y documentos a pagar            | 90.500.000,00           | 24.112.690,11           | 114.612.690,11          | 0,00                  | 130.191.561,59          | 130.191.561,59          | 130.191.561,59          | -15.578.871,48          | -15.578.871,48           | 0,00                  |
| <b>Total Servicio de la deuda y disminución de otros pasivos</b> | <b>95.433.600,00</b>    | <b>24.262.690,11</b>    | <b>119.696.290,11</b>   | <b>0,00</b>           | <b>130.494.809,09</b>   | <b>130.494.809,09</b>   | <b>130.494.809,09</b>   | <b>-10.798.518,98</b>   | <b>-10.798.518,98</b>    | <b>0,00</b>           |
| <b>8.0.0.0 - Otros gastos</b>                                    |                         |                         |                         |                       |                         |                         |                         |                         |                          |                       |
| 8.5.0.0 - Disminución del patrimonio                             | 0,00                    | 1.984.031,56            | 1.984.031,56            | 0,00                  | 2.941.168,35            | 2.941.168,35            | 2.941.168,35            | -957.136,79             | -957.136,79              | 0,00                  |
| <b>Total Otros gastos</b>  | <b>0,00</b>             | <b>1.984.031,56</b>     | <b>1.984.031,56</b>     | <b>0,00</b>           | <b>2.941.168,35</b>     | <b>2.941.168,35</b>     | <b>2.941.168,35</b>     | <b>-957.136,79</b>      | <b>-957.136,79</b>       | <b>0,00</b>           |
| <b>TOTALES GENERALES</b>   | <b>7.570.768.717,20</b> | <b>2.385.505.325,05</b> | <b>9.956.274.042,25</b> | <b>147.441.952,67</b> | <b>8.472.580.828,78</b> | <b>8.122.824.943,43</b> | <b>7.805.486.926,97</b> | <b>1.136.251.260,80</b> | <b>1.833.449.098,82</b>  | <b>317.338.016,46</b> |

  
Dra. MARIA EUGENIA MARCOZZETTI  
Tesorera  
Municipalidad de Coronel Suárez

  
Cr. Maria Inés Weimann  
CONSEJADORA MUNICIPAL

  
Sr. Claudio Ezequiel Diez  
Sr. De Hacienda  
Municipalidad de Coronel Suárez

  
LIC. SIARDO A. MOCCERIO  
INTENDENTE MUNICIPAL